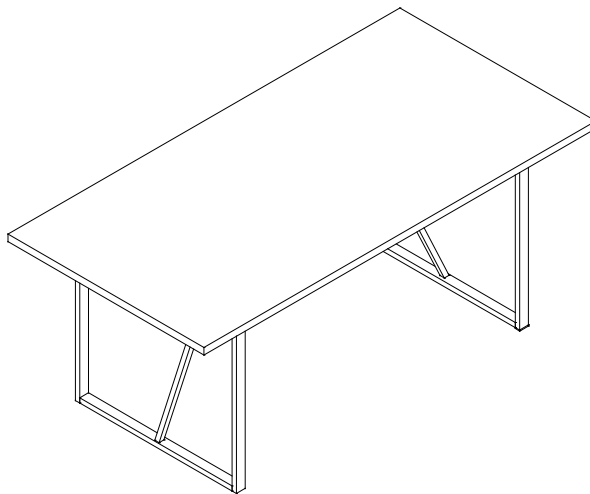


## BDH 4B Dining Table

ASSEMBLING  
INSTRUCTION



**1**  
Ø5x40 8 pcs

**2**  
M6x40 2 pcs

**3**  
Ø5x20 4 pcs

**4**  
1 pcs

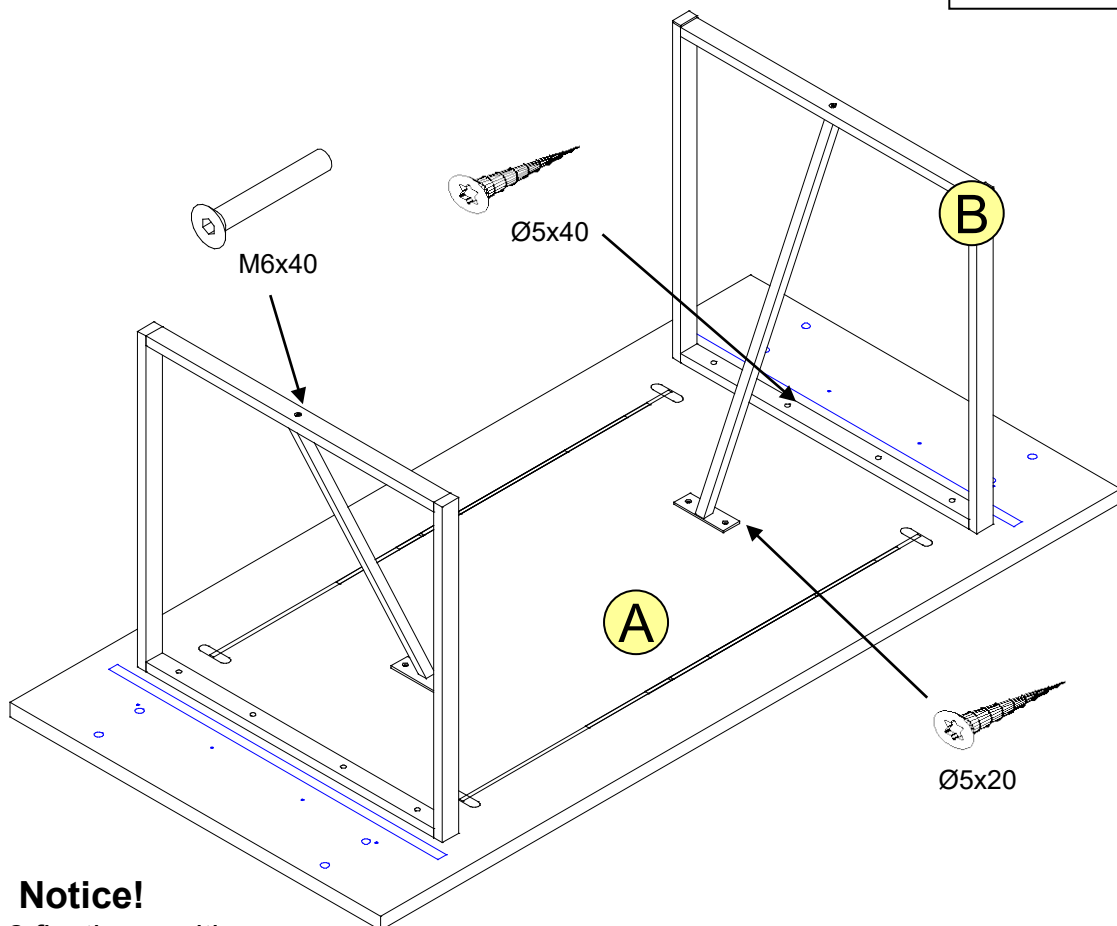
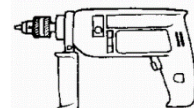
The pack with fittings and assembling  
Instruction 1 pages.— 1pcs.

**A** Top plate - 1 pcs.

**B** Metal Leg - 2 pcs.

**1** 1.Screw metal legs **B** to top plate **A** . Screw in marked holes.  
*Look at the picture 1*

### Necessary tools



### Notice!

Leg has 2 fixation positions.